


TPA65R-TE6CB

(Type 17 RET Configuration Only)

**Top of antenna
Viewed from rear**




**RET placement
as viewed from rear
of antenna**


Top of antenna



614-896
Ports 1, 2, 3 & 4
(R1 & R2)



1695-2690
Ports 5, 6, 7 & 8
(Y1 & Y2)



1695-2690
Ports 9, 10, 11 & 12
(Y3 & Y4)

Array	Ports	Freq (MHz)	Ports controlled by common RET	AISG RET UID
R1	1, 2	614-896	1, 2, 3, 4	Clxxxxxxxxmm.1
R2	3, 4	614-896		
Y1	5, 6	1695-2690	5, 6, 7, 8	Clxxxxxxxxmm.2
Y2	7, 8	1695-2690		
Y3	9,10	1695-2690	9, 10, 11, 12	Clxxxxxxxxmm.3
Y4	11,12	1695-2690		