


TPA65R-GE8AA


(Type 1 RET Configuration Only)

**Top of antenna
Viewed from rear**




**RET placement
as view from rear
of antenna**

Top of antenna



**614-806
Ports 1 & 2
(RL1)**



**614-806
Ports 3 & 4
(RR1)**



**1695-2690
Ports 5, 6, 7 & 8
(YL & YCL)**



**1695-2690
Ports 9, 10, 11 & 12
(YCR & YR)**

Array	Ports	Freq (MHz)	Ports controlled by common RET
RL1	1, 2	614-806	1, 2
RR1	3, 4	614-806	3, 4
YL	5, 6	1695-2690	5, 6, 7, 8
YCL	7, 8	1695-2690	
YCR	9,10	1695-2690	9, 10, 11,12
YR	11,12	1695-2690	