


TPA45R-KE8AA

(Type 1 RET Configuration Only)

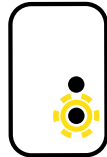
Element arrays as viewed from rear of antenna

Array	Ports	Freq (MHz)	Ports controlled by common RET
R1	1, 2	698-960	1, 2, 3, 4
R2	3, 4	698-960	
Y1	5, 6	1695-2690	5, 6, 9, 10
Y2	9, 10	1695-2690	
Y3	7, 8	1695-2690	7, 8, 11, 12
Y4	11, 12	1695-2690	

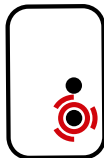


RET placement as viewed from rear of antenna


Top of antenna



1695-2690
Ports 5, 6, 9 & 10
(Y1 & Y2)



698-960
Ports 1, 2, 3 & 4
(R1 & R2)



1695-2690
Ports 7, 8, 11 & 12
(Y3 & Y4)