


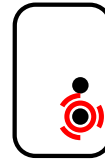
OPA65R-BU4DA (Type 1 RET Configuration Only)

**Top of antenna
Viewed from rear**

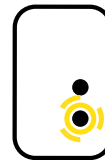


**RET placement
as viewed from rear
of antenna**

Top of antenna



**698-896
Ports 1, 2, 3 & 4
(RR 1 & RL1)**



**1695-2400
Ports 5, 6, 7 & 8
(YL & YR)**

Array	Ports	Freq (MHz)	Ports controlled by common RET
RL1	1, 2	698-896	1, 2, 3, 4
RR1	3, 4	698-896	
YL	5, 6	1695-2400	5, 6, 7, 8
YR	7, 8	1695-2400	