


OPA45R-KE5CA

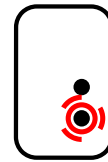
(Type 1 RET Configuration Only)

**Top of antenna
Viewed from rear**

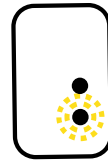


**RET placement
as viewed from rear
of antenna**

Top of antenna



698-960
Ports 1, 2, 3 & 4
(RL & RR)



1695-2690
Ports 5, 6, 7 & 8
(YL & YR)

Array	Ports	Freq (MHz)	Ports controlled by common RET
RL	1, 2	698-960	1, 2, 3, 4
RR	3, 4	698-960	
YL	5, 6	1695-2690	5, 6, 7, 8
YR	7, 8	1695-2690	