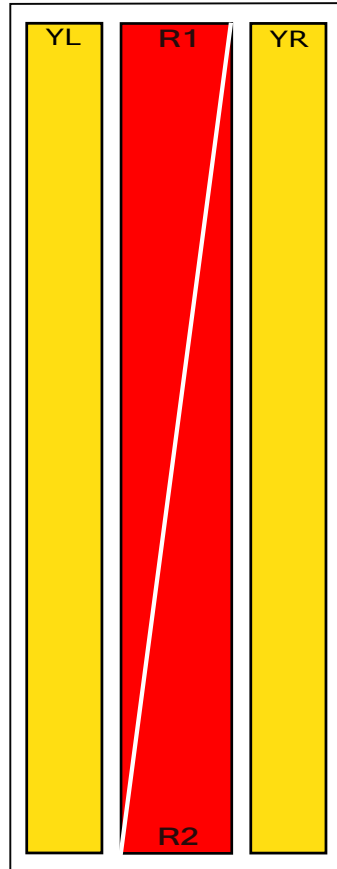


# OPA45R-BU4AA

## (Type 1 RET Configuration Only)

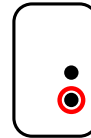
**Top of antenna  
Viewed from rear**




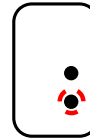
**RET placement  
as view from rear  
of antenna**

**Top of antenna**

**698-798  
Ports 1, 2  
(R1)**



**824-896  
Ports 3, 4  
(R2)**



**1695-2360  
Ports 5, 6, 7, 8  
(YL & YR)**

Array	Ports	Freq (MHz)	Ports controlled by common RET
<b>R1</b>	<b>1, 2</b>	<b>698-798</b>	<b>1, 2</b>
<b>R2</b>	<b>3, 4</b>	<b>824-896</b>	<b>3, 4</b>
<b>YL</b>	<b>5, 6</b>	<b>1695-2360</b>	<b>5, 6, 7, 8</b>
<b>YR</b>	<b>7, 8</b>	<b>1695-2360</b>	