


HPA65R-TE6AA

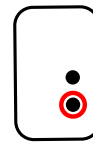
(Type 1 RET Configuration Only)

**Top of antenna
Viewed from rear**




**RET placement
as view from rear
of antenna**

Top of antenna



**614-896
Ports 1, 2
(R1)**



**Left & Right
1695-2690
Ports 3, 4, 5, 6
(YL & YR)**

Array	Ports	Freq (MHz)	Ports controlled by common RET
R1	1, 2	614-896	1, 2
YL	3, 4	1695-2690	3, 4, 5, 6
YR	5, 6	1695-2690	