


# HPA45R-KE6AB

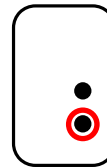
## (Type 1 RET Configuration Only)

**Top of antenna  
Viewed from rear**

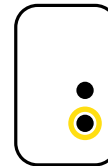


**RET placement  
as view from rear  
of antenna**

**Top of antenna**



**698-960  
Ports 1, 2  
(R1)**



**LEFT & RIGHT  
1695-2690  
Ports 3, 4, 5, 6  
(YL & YR)**

Array	Ports	Freq (MHz)	Ports controlled by common RET
<b>R1</b>	<b>1, 2</b>	<b>698-960</b>	<b>1, 2</b>
<b>YL</b>	<b>3, 4</b>	<b>1695-2690</b>	<b>3, 4, 5, 6</b>
<b>YR</b>	<b>5, 6</b>	<b>1695-2690</b>	